

















# PRO calm | treatment chart

Pro Calm targets all sensitive skin conditions. Soothing botanical actives provide relief while lymphatic drainage and pressure point massage help to calm a stressed nervous system. Visibly calms skin and reduces redness, leaves skin feeling softer, balances and hydrates.

	double cleanse	resurfacing	deep treatment	touch therapy	dermal layering	home care
skin concern	<ol style="list-style-type: none"> <li>1. Use <b>UltraCalming Cleanser</b> for first cleanse.</li> <li>2. Proceed with Face Mapping skin analysis.</li> <li>3. <b>UltraCalming Cleanser</b> for second cleanse remove with soft esthetic wipes or cotton.</li> </ol>	<p>Optional:</p> <ol style="list-style-type: none"> <li>1. Dispense <b>Daily Milkfoliant</b> into cup with water and mix to a foamy consistency.</li> <li>2. Add a few drops of <b>Calming Botanical Mixer</b>. Apply to the skin with a fan masque brush and gently massage on the skin.</li> <li>3. Remove with damp esthetic wipes, cotton or cloth.</li> </ol>	<ol style="list-style-type: none"> <li>1. Apply <b>UltraCalming Serum Concentrate</b> and use specific iontophoresis or ultrasonic tool to help penetrate the serum.</li> <li>• <b>Power down:</b> For heat in skin use cool stones or jade roller over serum.</li> <li>2. Select Professional Masques based upon level of inflammation.</li> <li>3. Remove masque with a cool steamed towel or soft cotton or cloth.</li> </ol>	<p>Choose Touch Therapy based on inflammation level:</p> <ul style="list-style-type: none"> <li>• <b>Lymphatic clearing</b> – rosacea, allergy and puffy skin, heat in the skin. *Performed at the end of service.</li> <li>• <b>Pressure point</b> – general sensitivity.</li> <li>• <b>Scalp relief</b> – ideal for high levels of stress or when you want to reduce touch on face due to touch sensitivity.</li> </ul>	<ol style="list-style-type: none"> <li>1. Spritz <b>UltraCalming Mist</b>.</li> <li>2. Apply <b>UltraCalming Serum Concentrate</b>.</li> <li>3. Apply skin specific moisturizer.</li> </ol>	
mild redness	<ul style="list-style-type: none"> <li>• slight flushing</li> <li>• blushing in the cheeks</li> </ul>  <ul style="list-style-type: none"> <li>• ultracalming cleanser</li> </ul>	 <ul style="list-style-type: none"> <li>• daily milkfoliant</li> </ul>	 <ul style="list-style-type: none"> <li>• ultracalming serum concentrate</li> <li>• colloidal masque base</li> </ul>	 <ul style="list-style-type: none"> <li>• soothing additive</li> </ul>	 <ul style="list-style-type: none"> <li>• ultracalming mist</li> <li>• ultracalming serum concentrate</li> <li>• calm water gel</li> </ul>	 <ul style="list-style-type: none"> <li>• ultracalming cleanser</li> <li>• ultracalming serum concentrate</li> <li>• calm water gel</li> </ul>
moderate discomfort	<ul style="list-style-type: none"> <li>• constant redness</li> <li>• complaints of water stinging when cleansing or light weight products stinging</li> <li>• potential itching</li> <li>• dehydration, flakiness and areas of dryness</li> </ul>  <ul style="list-style-type: none"> <li>• ultracalming cleanser</li> </ul>		 <ul style="list-style-type: none"> <li>• ultracalming serum concentrate</li> <li>• colloidal masque base</li> <li>• cooling contour masque</li> </ul>	 <ul style="list-style-type: none"> <li>• soothing additive</li> </ul>	 <ul style="list-style-type: none"> <li>• ultracalming mist</li> <li>• ultracalming serum concentrate</li> <li>• barrier repair</li> <li>• melting moisture masque</li> </ul>	 <ul style="list-style-type: none"> <li>• ultracalming cleanser</li> <li>• ultracalming serum concentrate</li> <li>• barrier repair</li> </ul>
advanced discomfort	<ul style="list-style-type: none"> <li>• warm to the touch</li> <li>• red, visibly irritated skin</li> <li>• persistent itching, irritation, dehydration and dryness</li> </ul>  <ul style="list-style-type: none"> <li>• ultracalming cleanser</li> </ul>		 <ul style="list-style-type: none"> <li>• ultracalming serum concentrate</li> <li>• colloidal masque base</li> <li>• clinical oatmeal masque</li> </ul>	 <ul style="list-style-type: none"> <li>• soothing additive</li> </ul>	 <ul style="list-style-type: none"> <li>• ultracalming mist</li> <li>• ultracalming serum concentrate</li> <li>• barrier repair</li> </ul>	 <ul style="list-style-type: none"> <li>• ultracalming cleanser</li> <li>• ultracalming serum concentrate</li> <li>• barrier repair</li> </ul>