









PRO nanoinfusion | service chart

	double cleanse	resurfacing *power up option	extractions	deep treatment *power down option	dermal layering	home care
skin concern	<ol style="list-style-type: none"> 1. PreCleanse for first cleanse. 2. Perform Face Mapping. 3. Skin specific cleanser for second cleanse. 	<ol style="list-style-type: none"> 1. Select professional exfoliant. Apply and remove as directed. 2. Apply professional serum. 3. Perform NanoInfusion over professional serum by following the Dermalogica NanoInfusion Technique. Adjust nano-tip range per area and skin's tolerance. 4. Remove professional serum with damp esthetic wipe or cotton. <p>+ Power Up Advanced option: perform NanoInfusion over selected exfoliant instead of professional serum. Remove as directed.</p>	<ol style="list-style-type: none"> 1. Apply Multi-Active Scaling Gel to areas of congestion. 2. Proceed with Dermalogica Extraction technique. 3. Rinse skin with damp sponges or cotton. 4. Apply Post Extraction Solution. 	<ol style="list-style-type: none"> 1. Apply skin specific professional serum. 2. Perform NanoInfusion over serum by following the Dermalogica NanoInfusion Technique. Adjust nano-tip range per area and skin's tolerance. 3. Follow with an application of appropriate professional masque for 10 minutes. Remove with a warm steam towel. 	<ol style="list-style-type: none"> 1. Spritz skin with specific toner. *For a powered up service, use Pro Restore as the professional serum. 2. Apply eye treatment and skin specific moisturizer. 3. Finish with Invisible Physical Defense SPF 30. 	<ol style="list-style-type: none"> 1. In addition to Pro Restore, prescribe a home care system to be used between Pro NanoInfusion treatments. 2. Add other complementary product tailored to client's skin needs.
dull skin/ dehydration	 <p>PreCleanse Special Cleansing Gel</p>	 <p>Exfoliant Accelerator 35 BioLumin-C Pro Serum</p>	 <p>Multi-Active Scaling Gel Post Extraction Solution</p>	 <p>BioLumin-C Pro Serum Conductive Masque Base or Pro Restore</p>	 <p>BioLumin-C Gel Moisturizer Multi-Active Toner</p>	 <p>BioLumin-C Serum BioLumin-C Gel Moisturizer Invisible Physical Defense SPF 30</p>
pore refining	 <p>PreCleanse Special Cleansing Gel</p>	 <p>MultiVitamin Power Exfoliant Niacinamide Ionactive Serum</p>	 <p>Multi-Active Scaling Gel Post Extraction Solution</p>	 <p>Niacinamide Ionactive Serum Colloidal Masque Base or Pro Restore</p>	 <p>Active Moist Multi-Active Toner</p>	 <p>AGE Bright Clearing Serum Active Moist Invisible Physical Defense SPF 30</p>
uneven skin tone	 <p>PreCleanse Special Cleansing Gel</p>	 <p>Exfoliant Accelerator 35 PowerBright Ionactive Serum</p>	 <p>Multi-Active Scaling Gel Post Extraction Solution</p>	 <p>PowerBright Ionactive Serum MultiVitamin Power Recovery Masque or Pro Restore</p>	 <p>Skin Smoothing Cream Antioxidant Hydramist</p>	 <p>PowerBright Dark Spot Serum PowerBright Moisturizer SPF 50 PowerBright Overnight Cream</p>
visible lines and wrinkles	 <p>PreCleanse Special Cleansing Gel</p>	 <p>MultiVitamin Power Exfoliant Hyaluronic Acid Ionactive Serum</p>	 <p>Multi-Active Scaling Gel Post Extraction Solution</p>	 <p>Hyaluronic Acid Ionactive Serum MultiVitamin Power Recovery Masque or Pro Restore</p>	 <p>Intensive Moisture Balance Antioxidant Hydramist</p>	 <p>Smart Response Serum Dynamic Skin Recovery SPF 50 Super Rich Repair</p>