

# PRO pen



## microneedling and nanoinfusion chart

Use this chart as a guide for how to use your Pro Pen.















pro pen usage guide	1 - service module	2 - program	3 - home care
	<ol style="list-style-type: none"> <li>1. Choose cartridge, professional serum (or exfoliant), range and speed depending on targeted concern.</li> <li>2. Apply skin specific professional serum (or exfoliant).</li> <li>3. Perform the <b>Microneedling</b> or <b>Nanoinfusion Technique</b>.</li> <li>4. Remove serum with a damp esthetic wipe and remove exfoliants with a double cleanse.</li> </ol>	<p>Suggest service series with and home care to achieve best results.</p>	<ol style="list-style-type: none"> <li>1. For <b>microneedling</b> options, recommend 2 tubes of <b>Pro Restore</b> for the 7 days that follow the service.</li> <li>2. From the 2nd day post service, clients can use a system of serum, moisturizer and sunscreen specific to their skin concern.</li> <li>3. Add other complementary products.</li> <li>4. For nanoInfusion options, recommend home care system (with serum, moisturizer and sunscreen) that starts the evening that follows the service.</li> </ol>

concerns	options	cartridges	range	speed	professional product pairing with pro pen	program	home care
dull skin / dehydration	NanoInfusion	 Nano Metal	0.4.-1.0 mm	3-6	 <p>+Power up - Resurfacing + NanoInfusion: NanoInfusion with professional exfoliant <b>Exfoliant Accelerator 35</b></p> <p>After NanoInfusion, apply <b>Pro Restore</b> all over face.</p> <p>-Power down - NanoInfusion + serum infusion: NanoInfusion with professional serum <b>BioLumin-C Pro Serum</b></p>	3-5 services every 10 to 14 days.	 <p><b>BioLumin-C Serum</b> <b>BioLumin-C Gel Moisturizer</b> <b>Invisible Physical Defense SPF 30</b></p>
	Microneedling	 24-pin	0.2-0.6 mm	2-4	 <p>Microneedling + professional serum: <b>BioLumin-C Pro Serum</b></p>	3-5 services every 14 to 21 days.	 <p><b>BioLumin-C Serum</b> <b>BioLumin-C Gel Moisturizer</b> <b>Invisible Physical Defense SPF 30</b></p>
large or clogged pores	NanoInfusion	 Nano Metal	0.4-1.0 mm	1-3	 <p>+Power up - Resurfacing + NanoInfusion: NanoInfusion with professional exfoliant <b>MultiVitamin Power Exfoliant</b></p> <p>After NanoInfusion, apply <b>Pro Restore</b> all over face.</p> <p>-Power down - NanoInfusion + serum infusion: NanoInfusion with professional serum <b>Niacinamide IonActive</b></p>	3-5 services every 10 to 14 days.	 <p><b>AGE Bright Clearing Serum</b> <b>Active Moist</b> <b>Invisible Physical Defense SPF 30</b></p>
	Microneedling	 9-pin	0.4-1.2 mm	1	 <p>+Power up - above 0.8mm <b>Pro Restore</b></p> <p>-Power down - under 0.8mm <b>Niacinamide IonActive</b></p>	3-5 services every 14 to 21 days.	 <p><b>Pro Restore</b> (2 tubes) AM/PM for 7 days post service.</p> <p>From Day 2 post service: <b>AGE Bright Clearing Serum</b> <b>Active Moist</b> <b>Invisible Physical Defense SPF 30</b></p>










concerns	options	cartridges	range	speed	professional product pairing	program	home care
hyperpigmentation	NanoInfusion	 Nano Metal	0.2-1.0 mm	3-6	 <p>+Power up - Resurfacing + NanoInfusion: NanoInfusion with professional exfoliant <b>Exfoliant Accelerator 35</b> After NanoInfusion, apply <b>Pro Restore</b> all over face. -Power down - NanoInfusion + serum infusion: <b>PowerBright IonActive</b></p>	3-5 services every 10 to 14 days.	 <p><b>PowerBright Dark Spot Serum</b> <b>PowerBright Moisturizer SPF 50</b> <b>PowerBright Overnight Cream</b></p>
	Microneedling	 24-pin	0.2-0.8 mm	3-4	 <p>+Power up - at 0.8mm <b>Pro Restore</b> -Power down - under 0.8mm <b>PowerBright IonActive</b></p>	3-5 services every 14 to 21 days.	 <p><b>Pro Restore</b> (2 tubes) AM/PM for 7 days post service. From Day 2 post service: <b>PowerBright Dark Spot Serum</b> <b>PowerBright Moisturizer SPF 50</b> <b>PowerBright Overnight Cream</b></p>
lines and wrinkles	NanoInfusion	 Nano Metal	0.4-1.0 mm	1-3	 <p>+Power up - Resurfacing + NanoInfusion: NanoInfusion with professional exfoliant <b>MultiVitamin Power Exfoliant</b> After NanoInfusion, apply <b>Pro Restore</b> all over face. -Power down - NanoInfusion + serum infusion: NanoInfusion with professional serum <b>Retinol 1% IonActive</b></p>	5-6 services every 10 to 14 days.	 <p><b>Smart Response Serum</b> <b>Dynamic Skin Recovery SPF 50</b> <b>Super Rich Repair</b></p>
	Microneedling	 3-pin	0.4-1.2 mm	1	 <p>+Power up - over 0.8mm <b>Pro Restore</b> -Power down - under 0.6mm <b>Hyaluronic Acid IonActive</b></p>	5-6 services every 14 to 21 days.	 <p><b>Pro Restore</b> (2 tubes) AM/PM for 7 days post service. From Day 2 post service: <b>Smart Response Serum</b> <b>Super Rich Repair</b> <b>Dynamic Skin Recovery SPF 50</b></p>
	Microneedling	 24-pin sensitive/ thin skin	0.4-1.0 mm	1	 <b>Pro Restore</b>	5-6 services every 14 to 21 days.	 <p><b>Pro Restore</b> (2 tubes) AM/PM for 7 days post service. From Day 2 post service: <b>Smart Response Serum</b> <b>Super Rich Repair</b> <b>Dynamic Skin Recovery SPF 50</b></p>

concerns	options	cartridges	range	speed	professional product pairing	program	home care
visible scars and texture	Microneedling	 9-pin	0.8-1.4 mm	1	 <b>Pro Restore</b>	5-6 services every 14 to 21 days.	 <b>Pro Restore</b> (2 tubes) AM/PM for 7 days post service. From Day 2 post service: <b>Smart Response Serum</b> <b>Super Rich Repair</b> <b>Dynamic Skin Recovery SPF 50</b>
	Microneedling	 24-pin sensitive/ thin skin	0.8-1.4 mm	1	 <b>Pro Restore</b>	5-6 services every 14 to 21 days.	 <b>Pro Restore</b> (2 tubes) AM/PM for 7 days post service. From Day 2 post service: <b>Smart Response Serum</b> <b>Super Rich Repair</b> <b>Dynamic Skin Recovery SPF 50</b>






## specific areas

concerns	options	cartridges	range	speed	professional product pairing	program	home care
eye area	NanoInfusion	 Nano Silicon	0.2-1.0 mm	1-6	 NanoInfusion with professional serum <b>BioLumin-C Pro Serum</b>	3-5 services every 10 to 14 days.	 <b>Awaken Peptide Depuffing Eye Gel</b> or <b>Multivitamin Power Firm Eye Cream</b>
	Microneedling	 24-pin	0.2-0.4 mm	1-3	 Microneedle <b>Pro Restore</b>	3-5 services every 14 to 21 days.	 <b>Pro Restore</b> (1 tube) AM/PM for 7 days post service. From Day 2 post service: <b>Awaken Peptide Depuffing Eye Gel</b> or <b>Multivitamin Power Firm Eye Cream</b>
lip area	NanoInfusion	 Nano Silicon	0.2-1.0 mm	3-6	 NanoInfusion with professional serum <b>Hyaluronic Acid IonActive</b>	3-5 services every 10 to 14 days.	 <b>Renewal Lip Complex</b>
	Microneedling	 24-pin	0.2-0.4 mm	1-3	 Microneedle <b>Pro Restore</b>	3-5 services every 14 to 21 days.	 <b>Renewal Lip Complex</b>

## neck

concerns	options	cartridges	range	speed	professional product pairing	program	home care
neck - rejuvenation (wrinkles/firmness)	Microneedling	 9-pin	0.6-1.5 mm	1	 <b>Pro Restore</b>	3-5 services every 14 to 21 days.	 <b>Pro Restore</b> (1 tube) AM/PM for 7 days post service. From Day 2 post service: <b>Neck Fit Contour Serum</b> <b>Super Rich Repair</b>
	Microneedling	 24-pin sensitive/ thin skin	0.6-1.0 mm	1	 <b>Pro Restore</b>	3-5 services every 14 to 21 days.	 <b>Pro Restore</b> (1 tube) AM/PM for 7 days post service. From Day 2 post service: <b>Neck Fit Contour Serum</b> <b>Super Rich Repair</b>
neck - hyperpigmentation	Microneedling	 24-pin	0.4-0.8 mm	3-4	 <b>PowerBright IonActive</b>	3-5 services every 14 to 21 days.	 <b>Pro Restore</b> (1 tube) AM/PM for 7 days post service. From Day 2 post service: <b>Neck Fit Contour Serum</b> <b>Super Rich Repair</b>

## body

concerns	options	cartridges	range	speed	professional product pairing	program	home care
body - visible scars and stretch marks	Microneedling	 9-pin	0.8-1.5 mm	1	 <b>Pro Restore</b>	5-6 services every 14 to 21 days.	 <b>Pro Restore</b> (1 or 2 tubes depending on size of targeted area) AM/PM for 7 days post service. From Day 2 post service: Apply <b>Phyto Replenish Body Oil</b> AM/PM
hand - rejuvenation	Microneedling	 24-pin	0.2-0.6 mm	1-4	 <b>Hyaluronic Acid IonActive</b>	3-5 services every 14 to 21 days.	 <b>Pro Restore</b> (1 tube) AM/PM for 7 days post service. From Day 2 post service: Apply <b>Phyto Replenish Body Oil</b> AM/PM